

Identifying Patients With Advanced Polycythemia Vera

A step-by-step guide for appropriate US population health decision makers or similar entities and their health systems to identify the subset of patients who may have clinical characteristics of advanced polycythemia vera (PV)

» Overview, Considerations, and Inclusion Criteria

This document is intended to provide US population health decision makers or similar entities and their health systems with step-by-step instructions to create a patient list identifying patients who may have clinical characteristics of advanced PV.

These instructions are specific to Incyte and to the Epic EHR system and are not appropriate for other conditions, treatments, or therapeutic areas, or for other EHR systems.

The process outlined below is variable, and not all steps will apply to every health system. Any steps or settings below that are not part of a health system's standard process should be excluded or modified accordingly. Any questions should be directed to the appropriate service provider. The practice is solely responsible for the implementation, testing, monitoring, and ongoing operation of any EHR tools.

Inclusion criteria:

- ICD-10 code for polycythemia vera: D45
- AND Current medication: Hydroxyurea
- AND Elevated HCT >44%



- WBC > 11 × 10⁹/L

OR

- Burdensome disease-related symptoms (such as fatigue, night sweats, and pruritus)

Since burdensome disease-related symptoms are usually not documented using structured or discrete data fields, review the patient's chart to confirm if any of the signs and symptoms are present




Epic offers two end-user reporting solutions, Reporting Workbench or SlicerDicer, to create the patient list. Consult your organization if additional user rights are required to access either functionality.


Reporting Workbench

- 1 Access Reporting Workbench (click the Epic logo > Reports > My Reports)
- 2 Navigate to Library from the Reports menu
- 3 Enter **generic criteria** in the search field
- 4 Select the Find My Patients – Generic Criteria report and click New Report
- 5 For each of the following, click the Add new criterion or Choose criteria to add new criteria
 - a. Select the **Diagnosis criteria**. Enter the ICD code **D45** in the search field and set the mode to ICD-10
 - b. Select the **Current Medications** criteria. Enter and select **hydroxyurea**
- 6 For each of the following, click the Add new criterion or Choose criteria to add new criteria. Enter the Last Result Value in the search field and select Last Result Value criteria
 - a. Enter **HCT or hematocrit** in the Value field (depending on how the lab catalog was created, the description of the lab result may vary)
 - Set the desired range to **HCT values > 44%**
 - b. Enter **WBC or white blood cell** in the Value field (depending on how the catalog was created, the description of the lab result may vary)
 - Set the desired range to **WBC values >11 × 10⁹/L**
- 7 Set the operator logic to:

- ICD-10 code polycythemia vera: **D45**
 - **AND** Current Medication: **Hydroxyurea**
 - **AND** Elevated **HCT > 44%**



- **WBC > 11 × 10⁹/L**



 - **Burdensome disease-related symptoms**
(such as fatigue, night sweats, and pruritus)


Since burdensome disease-related symptoms are usually not documented using structured or discrete data fields, review the patient's chart to confirm if any of the signs and symptoms are present
- 8 Select the General tab and complete all report details such as name, etc
- 9 Select the Display tab to select the desired display columns for the report
- 10 Click Run to execute the report. The list displays all patients matching the criteria
- 11 Export the data for further manipulation if desired



SlicerDicer:

- 1 Access SlicerDicer (click the Epic logo > Reports > SlicerDicer)
- 2 Click New to start a new query
- 3 Click the drop-down arrow next to All Patients and select desired target group (for example, My Patients)
- 4 For each of the following, click + Add Criteria. A new window will display. Select the All tab on the bottom of the SlicerDicer window to display all filters
 - a. Click the **Diagnoses folder**. Select the Diagnosis (All) criteria
 - Enter the ICD code **D45** in the search field, select it, and set the mode to ICD-10
 - b. Click and select the **Medications folder**. Select the Current Medications criteria
 - Enter **hydroxyurea** in the search field and select it
 - c. Click the **Lab Components** folder
 - Click in the Lab component field and enter **HCT or hematocrit** (depending on how the lab catalog was created, the description of the lab result may vary)
 - Set the desired range to **HCT values > 44%**
 - Click in the Lab component field and enter **WBC or white blood cell** (depending on how the lab catalog was created, the description of the lab result may vary)
 - Set the desired range to **WBC values > 11 × 10⁹/L**
- 5 Set the operator logic to:

- ICD-10 code polycythemia vera: **D45**
 - **AND** Current Medication: **Hydroxyurea**
 - **AND** Elevated **HCT > 44%**



- **WBC > 11 × 10⁹/L**
 - OR
 - **Burdensome disease-related symptoms**
(such as fatigue, night sweats, and pruritus)

Since burdensome disease-related symptoms are usually not documented using structured or discrete data fields, review the patient's chart to confirm if any of the signs and symptoms are present
- 6 Click Save As to save the query and refine the query results
- 7 Optional: Export the report to Reporting Workbench to further explore the results
- 8 Access Reporting Workbench and run the report
- 9 The resulting patient list may be exported to Excel for further manipulation

» Notes

- The Customer (eg, the medical group, IDN, Organized Customer Group, and/or Health System) is solely responsible for implementation, testing, and monitoring of the instructions to ensure proper orientation in each Customer's EHR system
- Capabilities, functionality, and set-up (customization) for each individual EHR system vary. Incyte is not responsible for revising the instructions it provides to any Customer in the event that the Customer modifies or changes its software, or the configuration of its EHR system, after such time as the instructions have been initially provided by Incyte
- While Incyte tests its instructions on multiple EHR systems, the instructions are not guaranteed to work for all available EHR systems, and Incyte has no liability thereto
- While EHRs may assist providers in identifying appropriate patients for consideration of assessment and treatment, the decision and action must ultimately be decided by a provider in consultation with the patient, after a review of the patient's records to determine eligibility, and Incyte has no responsibility therefor. These instructions are informational only and are not intended to replace or supplement the clinical decision making required for appropriate disease management
- The instructions have not been designed to meet and are not tools and/or solutions for meeting Advancing Care Information, MACRA/MIPS Quality Measures, and/or any other quality/accreditation requirement
- All trademarks are the property of their respective holders. Reference to these products is not intended to imply affiliation with or recommendation or sponsorship by Incyte and/or its affiliates

